

Other fire safety brochures are available from
the New York State Department of State
Office of Fire Prevention and Control.

Contact your local fire department.



Just in Case

HOTEL / MOTEL SAFETY

provided by:
NYS Department of State
Office of Fire Prevention and Control
41 State Street - 12th Floor
Albany, NY 12231
phone: (518) 474-6746
fax: (518) 474-3240

e-mail- fire@dos.state.ny.us
website- www.dos.state.ny.us/fire/firewww.html

STATE OF NEW YORK
George E. Pataki
Governor

Randy A. Daniels
Secretary of State

James A. Burns
State Fire Administrator

Revised May 1998

printed on



recycled paper

When You Check In



Take time to check your surroundings and plan ahead.

- Locate** fire alarms, fire exits and extinguishers.
- Count** the number of doors to the nearest exit. In a fire, smoke can make it hard to see. Find the nearest exit in the opposite direction; you'll use it if the fire keeps you away from your primary exit.
- Check** the exit door to make sure it works properly and the exit is not blocked.
- Note** any smoke barrier doors. Usually held open by magnets, they will close automatically when the fire alarm sounds. Remember this so you won't be confused in an emergency.
- Keep** your room key near the bed where you can get it quickly if there's a fire. If you can't make it to a fire exit, you'll need the key to get back into your room.
- Check** the operation of windows or patio doors. They may be needed as escape routes from lower floors or you may need to open them for fresh air. Don't consider jumping from higher than the second floor—you won't survive.
- Do you have an emergency kit?** Take along a portable smoke detector you can hang up high near the hall door. You should also have a flashlight. A roll of duct tape will help should you need to seal a door or vent where smoke is entering.

In Case of Fire

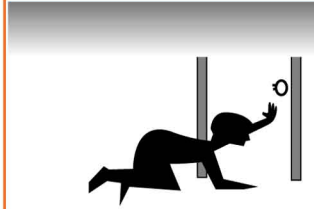


When you hear an alarm, don't investigate. Instead, do this:



If fire is inside your room:

- Leave room and close door.
- Report the fire by calling or pulling fire alarm.



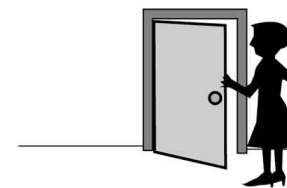
If fire is not in your room:

- Stay low.
- Test door with hand for heat before opening.



If door is hot:

- Stay in your room.
- Phone for help.
- Fill tub and seal cracks with wet towels.
- Cover face with wet towels.
- Wait for help.

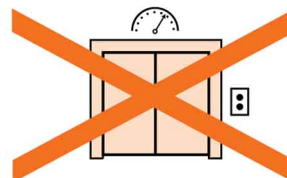


If door is cool:

- Take your room key.
- Open door slowly.



- WALK to nearest exit and go down to street.
- If exiting down is unsafe, return to room and defend in place.
- If hall is smoky, stay low.



**DO NOT
USE
ELEVATOR**